

# REPORT Window

Janet Stuelpner


HASUG

February, 2007



# Environment Setup

- LIBNAME statement
- Titles and Footnotes
- Options
  - Titles
  - Linesize
  - Date/nodate
  - Page numbers
  - Anything else that is needed

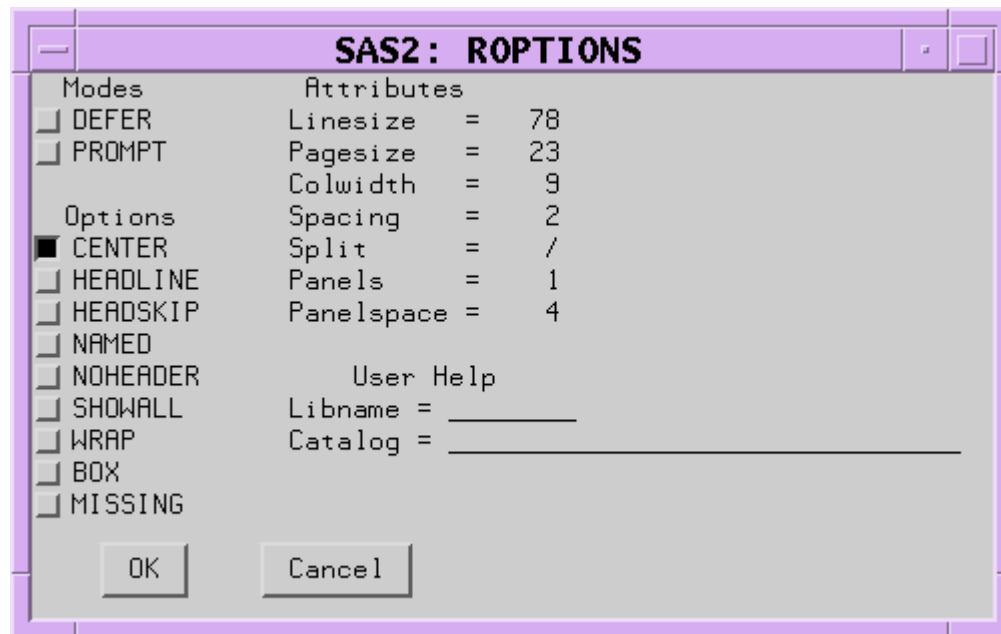


# How to Open Window

- Solutions → Reporting → Design Report
- Tools → Report Editor

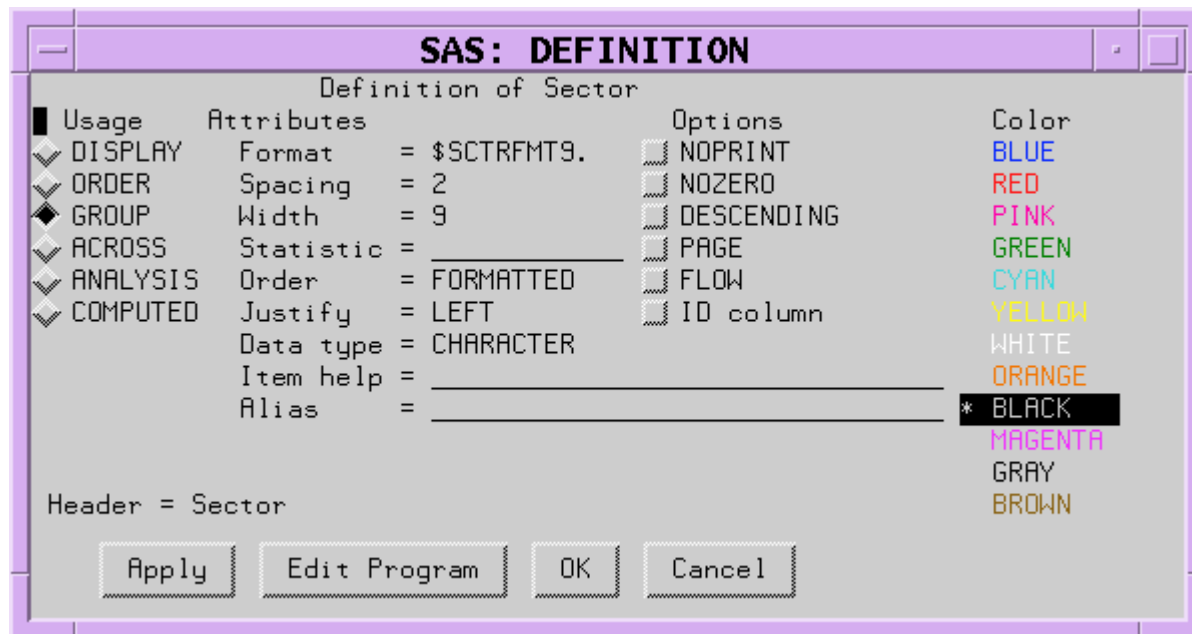
# Report Procedure Windows

- **ROPTION**
  - Displays choices that control the layout and display of the entire report
  - Identifies the SAS data library and catalog containing CBT or HELP entries for items
  - Tools → Options → Report



# Report Procedure Windows

- DEFINITION
  - Displays the characteristics associate with an item in the report and lets you change them
  - Edit → Define
  - ? in format gives a list of possibilities



# Report Procedure Windows

- **WHERE**
  - Selects items from the dataset that meets the conditions you specify
  - Subset → Where
- **WHERE ALSO**
  - Select items from the dataset that meets the conditions you specify and any other conditions that are already in effect
  - Subset → Where Also

# Report Procedure Windows

- **COMPUTED VAR**
  - Adds a variable that is not in the input dataset
  - Edit → Add Item → Computed Column
- **DATA COLUMNS**
  - Lists all columns in the input dataset
  - Use to add one or more columns
  - Edit → Add Item → Data Column

# Report Procedure Windows

- COMPUTE
  - Attaches a compute block to a report item
  - Can use the SAS Text Editor commands to manipulate text
  - From Edit Program in any of these windows
    - COMPUTED VAR
    - DEFINITION
    - BREAK

# Report Procedure Windows

- **BREAK**
  - Controls PROC REPORT's actions
    - at a change in the value of a group or order variable
    - at the top or bottom of a report
  - Edit → Summarization


# Report Procedure Windows

- **STATISTICS**
  - Displays the statistics that are available
  - Edit → Add Item → Statistics
- **SOURCE**
  - Lists the statements that build the report
  - Tools → Report Statements

# Report Procedure Windows

## Summary:

- Set up environment
- Open REPORT window
- Manipulate data
- Save source statements
- Edit program



# Author Contact

Janet Stuelpner

Pitney Bowes, Inc.

1 Elmcroft Road

33-06

Stamford, CT 06840

(203) 351-6590

Janet.Stuelpner@pb.com

